

MASTERING INVENTORY MANAGEMENT FOR PARTY RENTAL COMPANIES

Why Inventory Management Matters

For tent and party rental companies, inventory management is more than just keeping track- it's about ensuring that each event runs smoothly, and without unexpected surprises.

Proper inventory management helps you:

- Reduce loss and damage
- Increase efficiency and productivity
- Ensure timely delivery and set up
- Enhance customer satisfaction



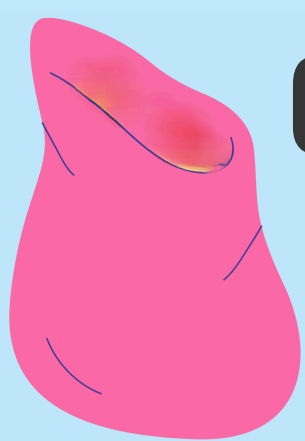

Key Challenges in Inventory Management

01 Tracking Tent Sections
One of the biggest challenges is keeping track of tent sections. Losing or misplacing sections can delay setups and harm your reputation. An effective solution is to implement an RFID tracking program. RFID tags come in each of our tent sections, allowing for real-time tracking and inventory updates.

02 Differentiating Tent Sizes and Styles
Another challenge is quickly identifying the size and type of tent section. This is where color coding each comes into play. By color-coding tent bags by size, ends, and mids, you can quickly identify the right sections, reducing loading time and minimizing errors.

Best Practices for Inventory Management

01 Implement RFID Tracking
RFID (Radio Frequency Identification) technology can revolutionize how you manage your inventory. Install RFID tags to each tent section and use RFID readers to quickly scan which tents are being loaded per job. This system not only saves time but also ensures accuracy.



02 Color Coding Tent Bags
Color coding is a simple yet effective method to enhance organization. Here's how you can do it:


- **Tent Sizes:** Assign a specific color to each tent size. For example, use blue for 20' wide tents, yellow for 30' and red for 40' wide.
- **Ends and Mids:** Use colored tags on ends. For example, using orange tags for end sections makes them easy to find.

03 Extend Color Coding to Sidewalls
Don't stop at tent bags- extend color coding to sidewalls as well. Use colored zip ties on corners for specific sizes and styles. For example: blue zip ties denote 7' solid sidewalls. This makes it easier to load trucks quickly, with appropriate sizes.



04 Regular Inventory Audits
Conduct regular inventory audits to keep track of your stock. This will help you to identify any discrepancies early, so you can take corrective actions promptly.

05 Train Your Staff
Ensure that your staff is well-trained in using the RFID system and the color-coding scheme. Regular training sessions can help maintain efficiency and reduce errors.



Ready to take your inventory management to the next level? Start implementing these tips today and see the difference they can make in your operations. For further assistance, personalized advice or to order, contact us. We're here to help!